

Manual for JAVA and NSUE Utility for Digital Certificate

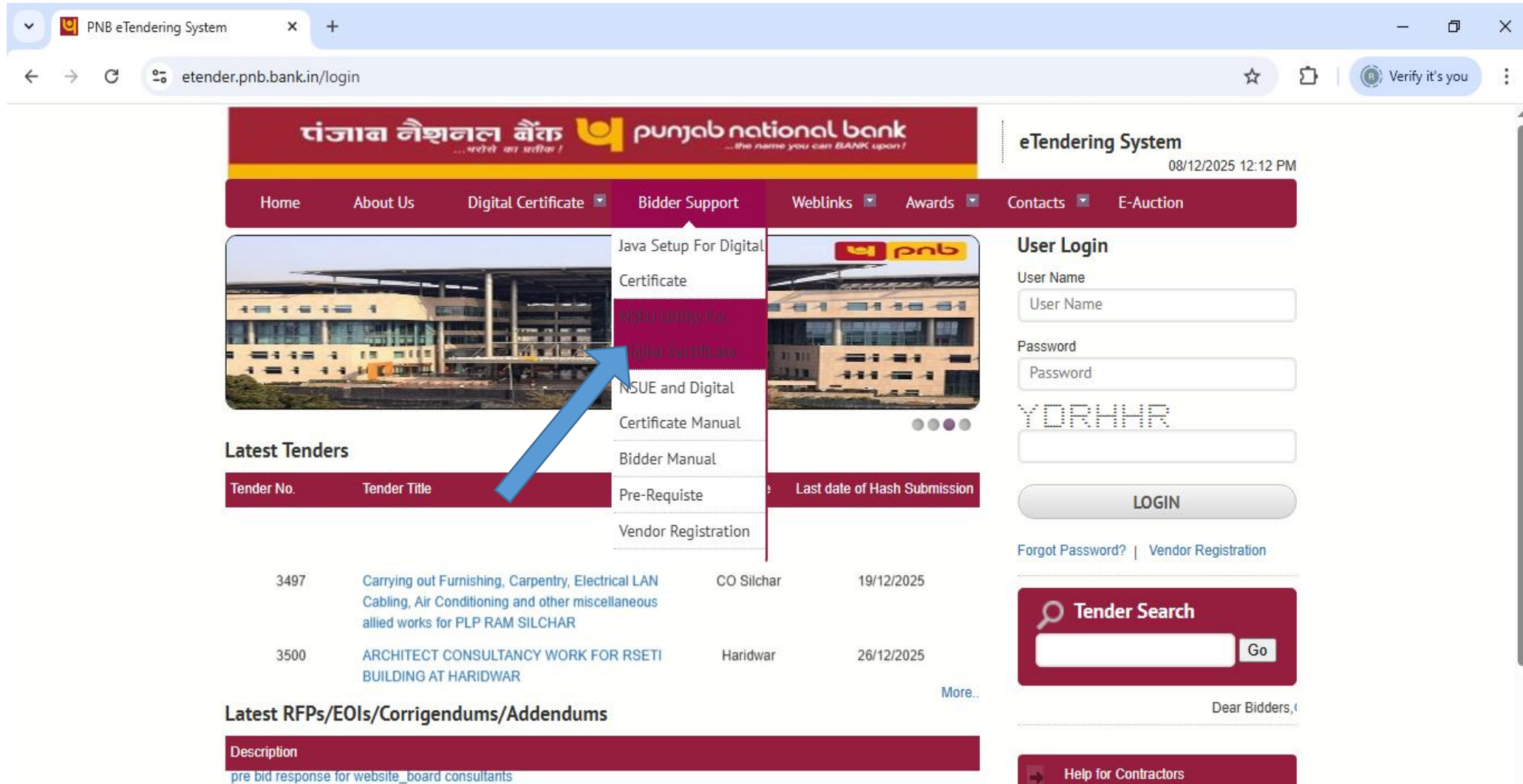
1. Steps to Install the JAVA. Download Java from https://www.java.com/download/ie_manual.jsp

The screenshot shows the Java website's download page for Windows. The browser address bar displays `java.com/download/ie_manual.jsp`. The navigation menu includes 'Download', 'Developer Resources', and 'Help'. The main heading is 'Download Java for Windows', with subtext indicating 'Version 8 Update 421 (filesize: 65.85 MB)' and 'Release date: July 16, 2024'. A prominent yellow box contains 'Important Oracle Java License Information', stating that the license changed starting April 16, 2019. Below this, a green 'Download Java' button is highlighted with a blue arrow. The Windows taskbar at the bottom shows the search bar and various application icons.

Click on Install Button to Install Java.

The screenshot shows the Java website's download page for Windows. The page title is "Download Java for Windows" and it specifies "Version 8 Update 421 (filesize: 65.85 MB) Why is Java 8 recommended?". The release date is July 16, 2024. A "Java Setup - Welcome" dialog box is open in the foreground, displaying the "Welcome to Java - Updated License Terms" window. The dialog box contains the following text: "The terms under which this version of the software is licensed have changed. Updated License Agreement. This version of the Java Runtime is licensed only for your personal (non-commercial) desktop and laptop use. Commercial use of this software requires a separate license from Oracle or from your software vendor. Click Install to accept the license agreement and install Java now or click Remove to uninstall it from your system. No personal information is gathered as part of our install process. Details on the information we collect." Below the text are "Install" and "Remove" buttons. A blue arrow points to the "Install" button. The background page also features a green "Download Java" button and a light blue box with the text: "By downloading Java you acknowledge that you have read and accepted the terms of the Oracle Technology Network License Agreement for Oracle Java SE." The Windows taskbar at the bottom shows the search bar and various application icons.

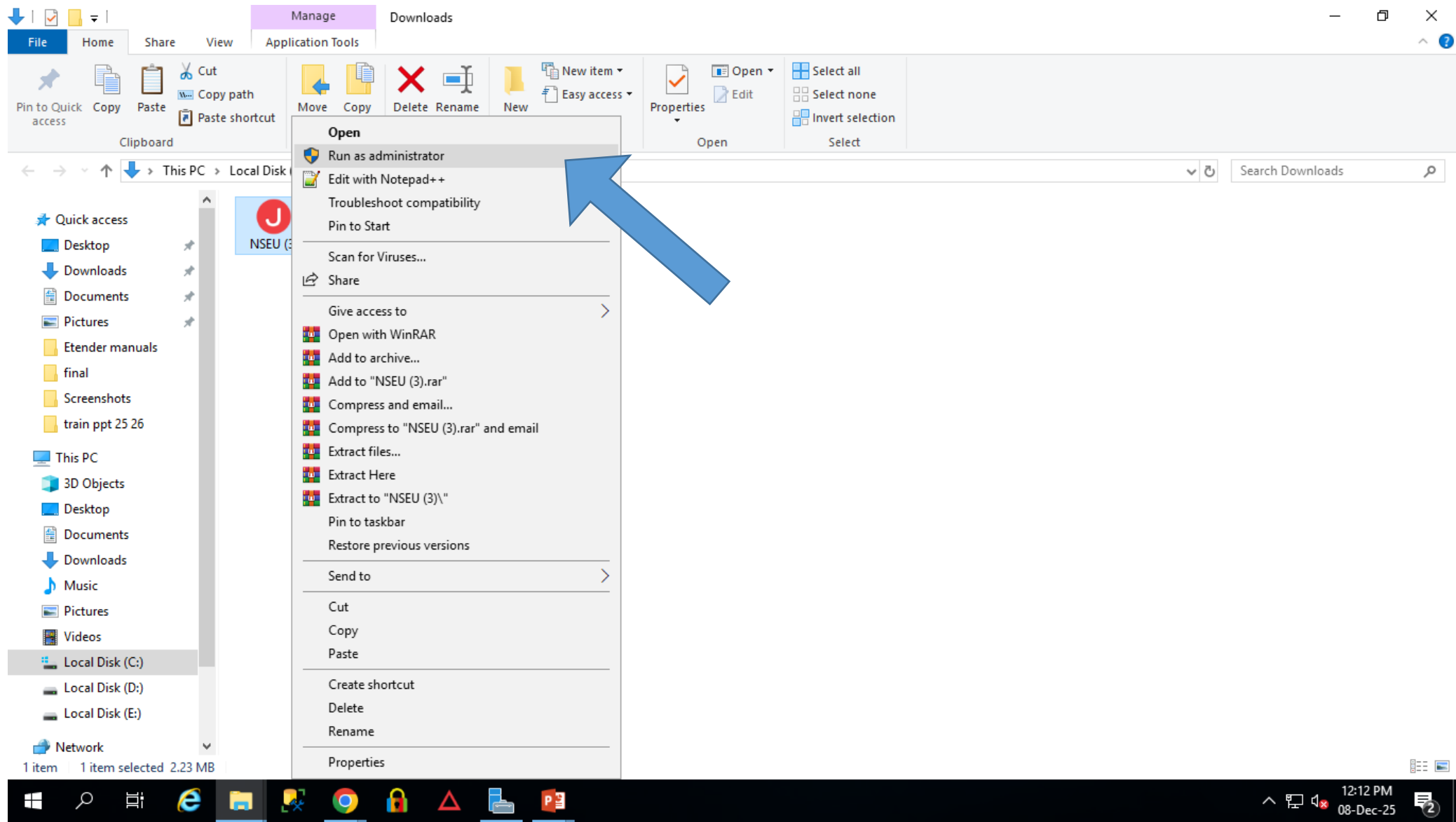
2. Step to Download NSEU Utility. Download NSUE Utility from home Page.



The screenshot shows the PNB eTendering System home page. The browser address bar displays `etender.pnb.bank.in/login`. The page header includes the PNB logo and the text "eTendering System" with the date and time "08/12/2025 12:12 PM". The navigation menu contains links for Home, About Us, Digital Certificate, Bidder Support, Weblinks, Awards, Contacts, and E-Auction. The "Bidder Support" menu is expanded, showing options: Java Setup For Digital Certificate, NSUE and Digital Certificate Manual, Bidder Manual, Pre-Requste, and Vendor Registration. A blue arrow points to the "NSUE and Digital Certificate Manual" option. Below the menu is a "Latest Tenders" table with columns for Tender No., Tender Title, and Last date of Hash Submission. The table lists two tenders: one for carrying out furnishing, carpentry, electrical LAN cabling, etc. for PLP RAM SILCHAR, and another for architect consultancy work for RSETI Building at Haridwar. There is also a "Latest RFPs/EOIs/Corrigendums/Addendums" section at the bottom.

Tender No.	Tender Title	Last date of Hash Submission
3497	Carrying out Furnishing, Carpentry, Electrical LAN Cabling, Air Conditioning and other miscellaneous allied works for PLP RAM SILCHAR	19/12/2025
3500	ARCHITECT CONSULTANCY WORK FOR RSETI BUILDING AT HARIDWAR	26/12/2025

Go to download folder and Right click on NSUE.exe and click on Run as Administrator.



Check whether Utility is running or not. Check J icon is coming in taskbar or not

PNB eTendering System

etender.pnb.bank.in/login

Verify it's you

Latest Tenders

Tender No.	Tender Title	Division/Circle	Last date of Hash Submission
3435	Renovation & Allied works of Branch Office, Brander (643800), H.P. from vendors approved by Zonal Office Shimla Online tender (Open e-tender) for Carrying out Composite renovation (Furnishing, Electric & AC) works of existing BO: Vasco, Semi-Urban, F.L. Gomes Road, Margaon, Goa.	Kolhapur	25/11/2025
3428	Online tender (Open e-tender) for Carrvina out	Kolhaour	19/11/2025

More..

Latest RFPs/EOIs/Corrigendums/Addendums

Description

Extension of RFP for empanment of auditor for assurance practices on IT Governance Risk and Compliance

Bidder Help Manual

Help for Contractors

Contact Us

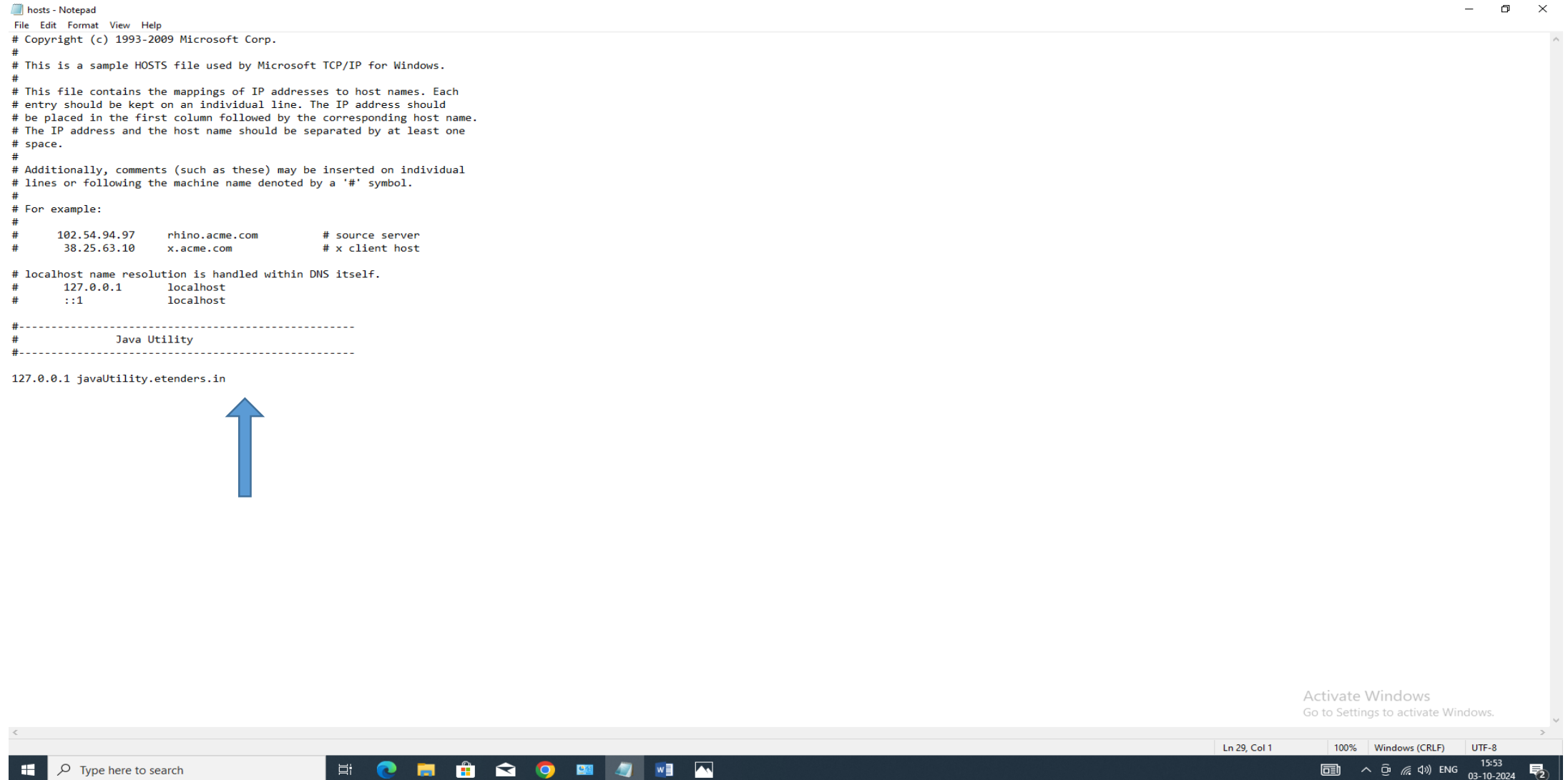
Feedback

Nexprocure Signing and Encryption Utility

Powered by NexProcure

Copyright © 2021 PNB eTendering System

Step to add or Check Host Entry for NSUE Utility. (127.0.0.1 javaUtility.etenders.in) in Host file

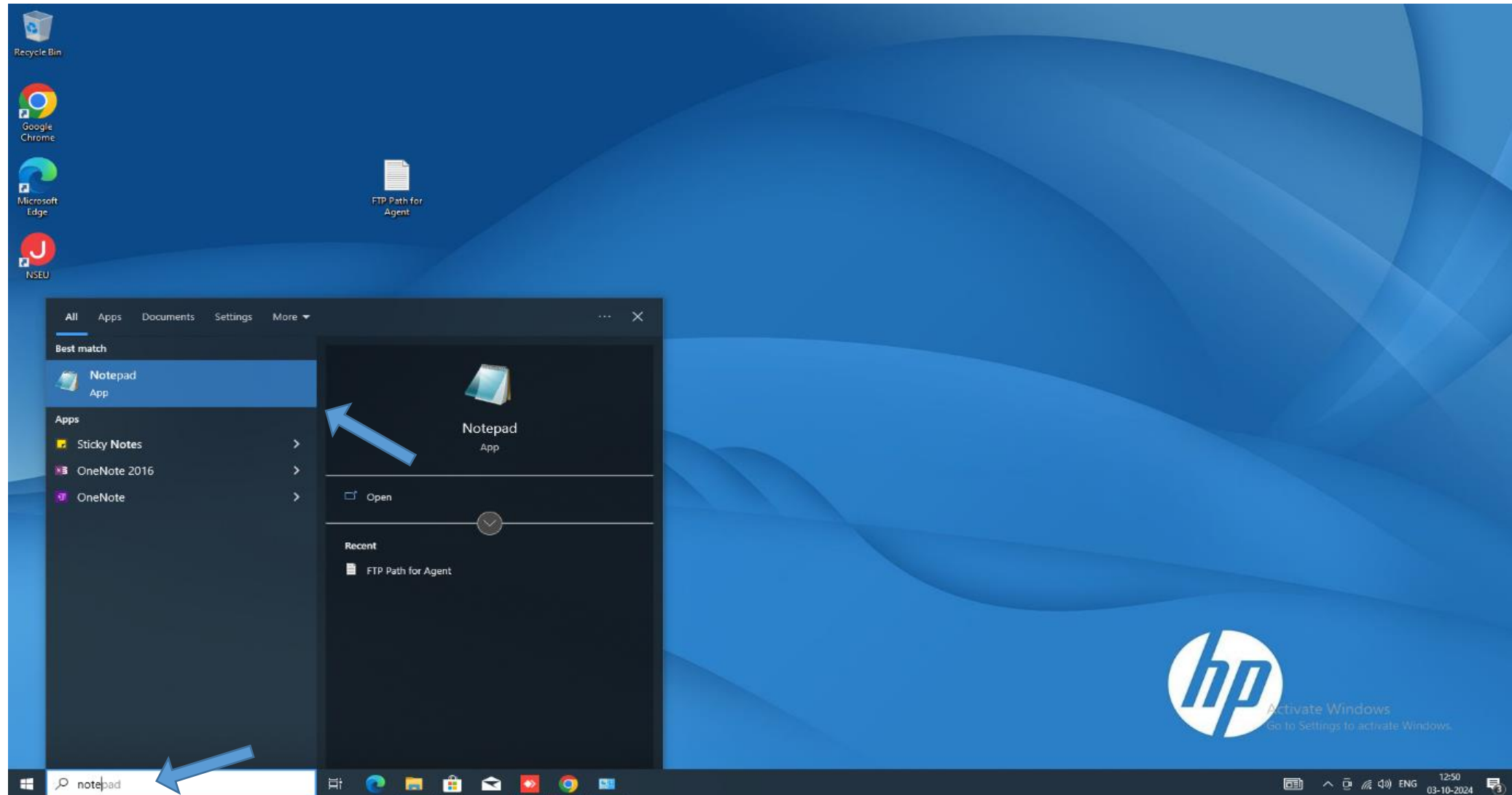


```
hosts - Notepad
File Edit Format View Help
# Copyright (c) 1993-2009 Microsoft Corp.
#
# This is a sample HOSTS file used by Microsoft TCP/IP for Windows.
#
# This file contains the mappings of IP addresses to host names. Each
# entry should be kept on an individual line. The IP address should
# be placed in the first column followed by the corresponding host name.
# The IP address and the host name should be separated by at least one
# space.
#
# Additionally, comments (such as these) may be inserted on individual
# lines or following the machine name denoted by a '#' symbol.
#
# For example:
#
#     102.54.94.97    rhino.acme.com      # source server
#     38.25.63.10    x.acme.com          # x client host
#
# localhost name resolution is handled within DNS itself.
#
#     127.0.0.1     localhost
#     ::1           localhost
#
#-----
#                   Java Utility
#-----
127.0.0.1 javaUtility.etenders.in
```

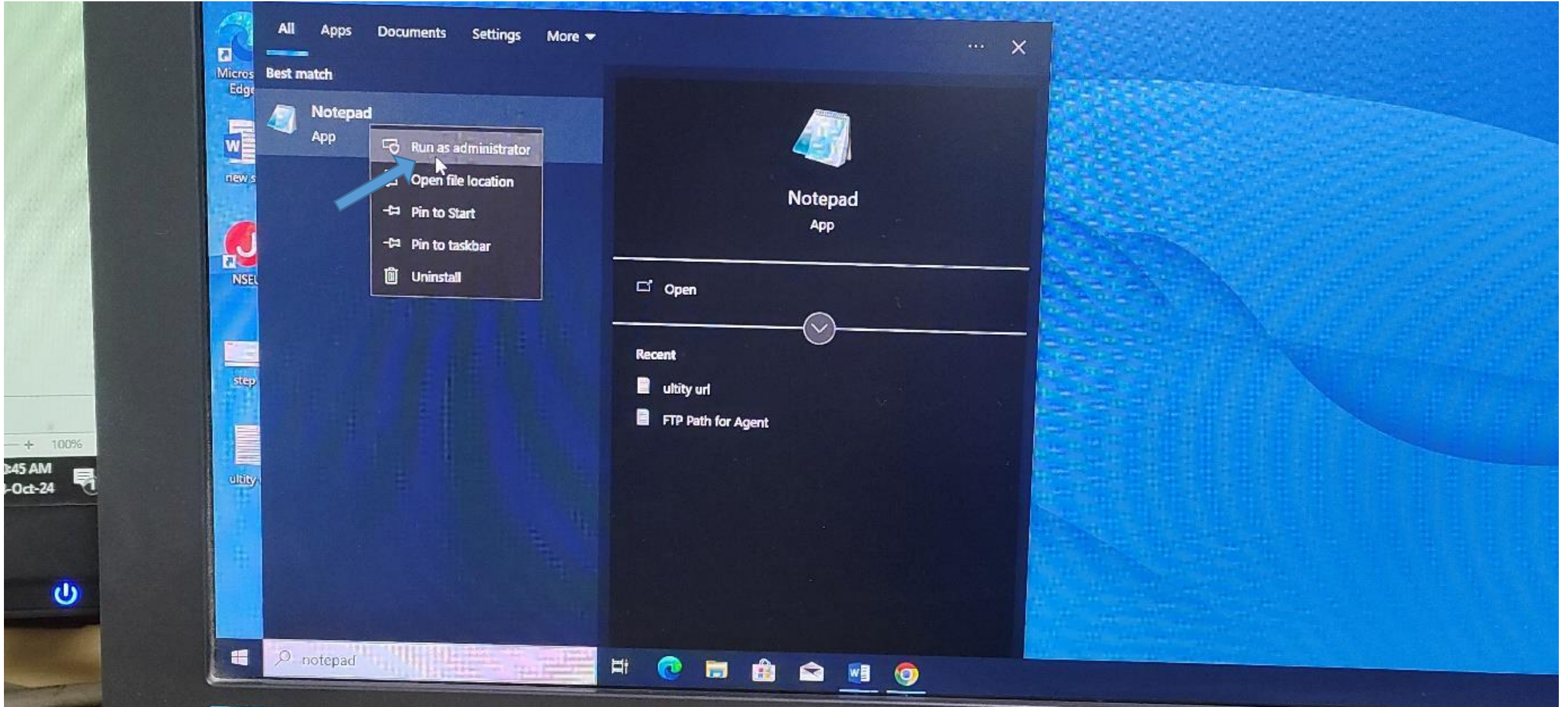
Ln 29, Col 1 | 100% | Windows (CRLF) | UTF-8

15:53
03-10-2024

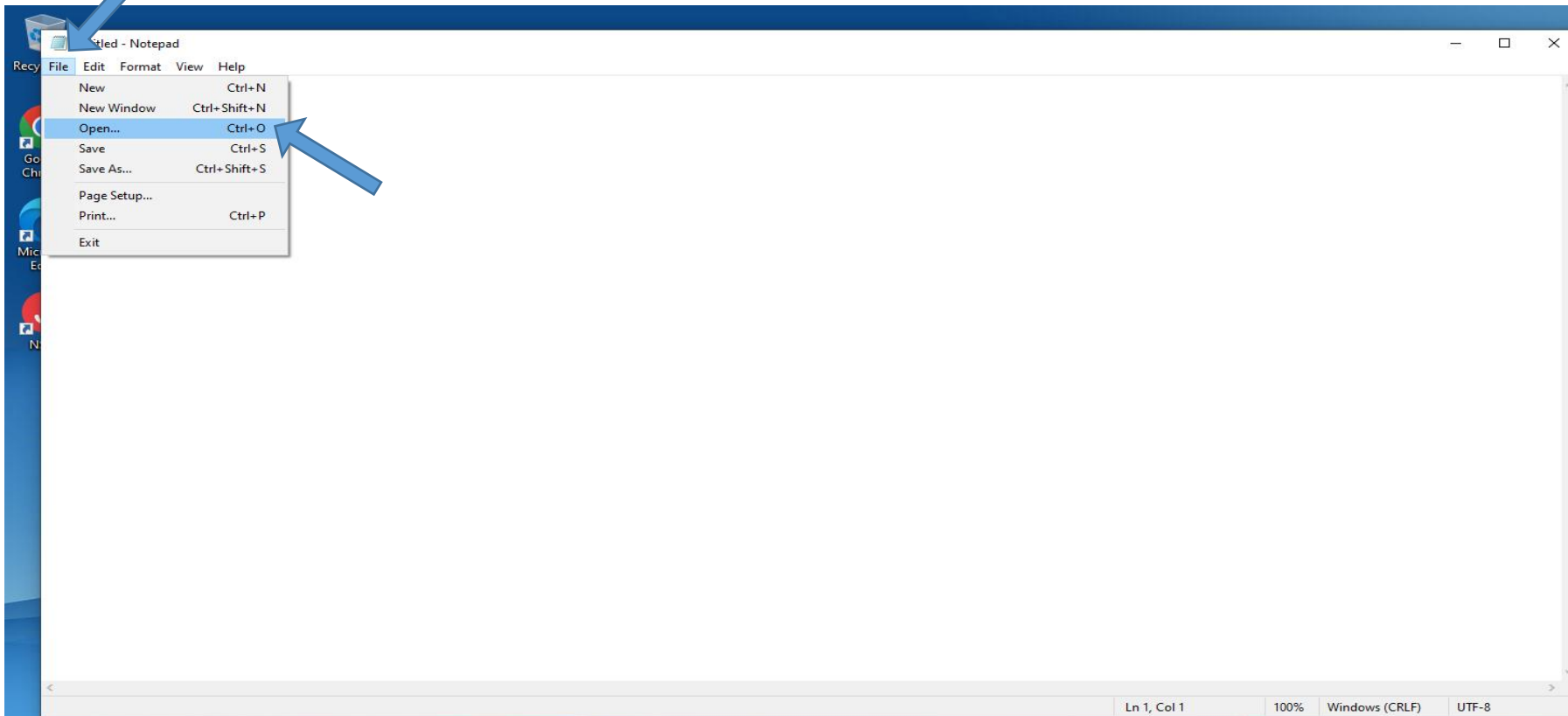
If host entry is not present in host file, then Search Notepad.



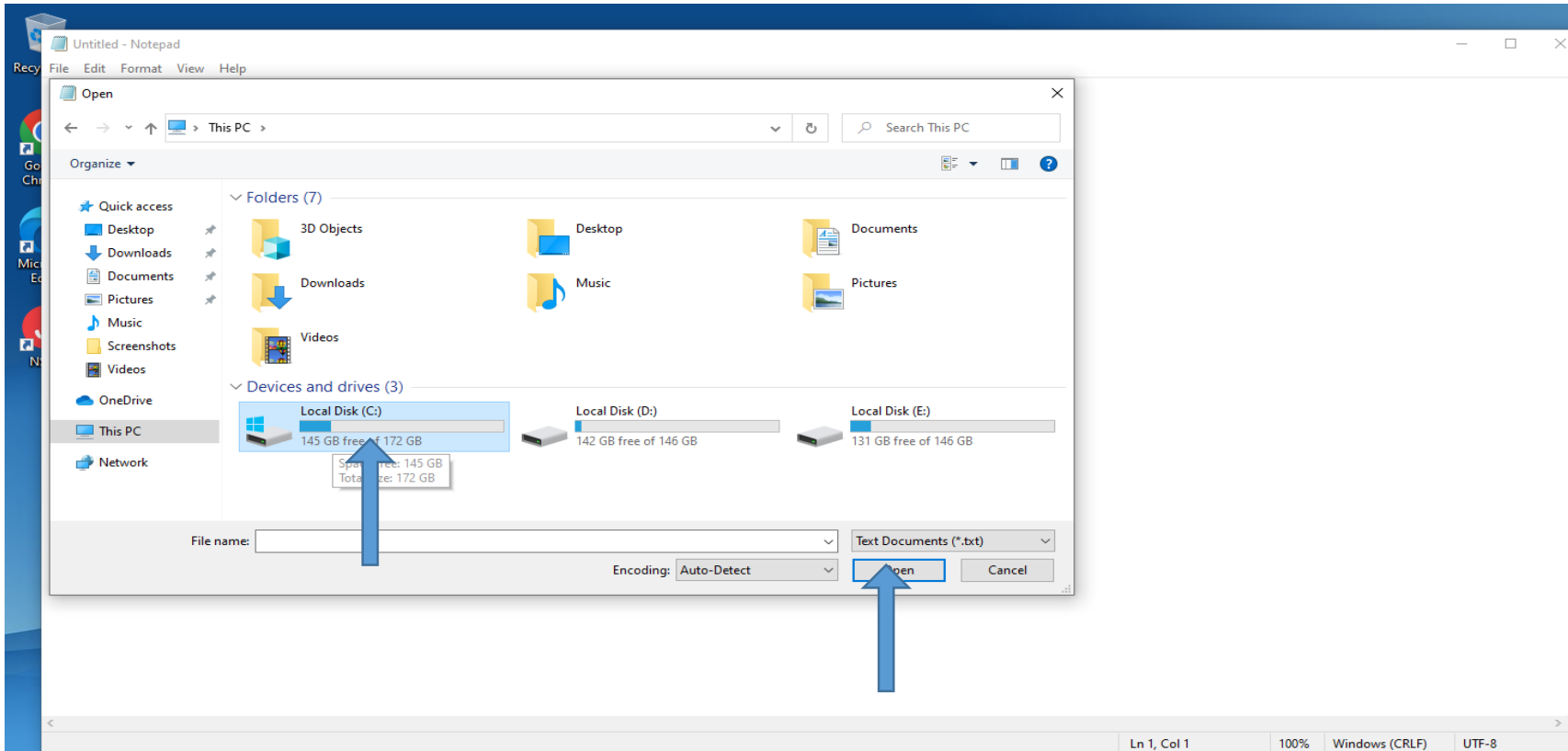
Right Click and click on Run as Administrator



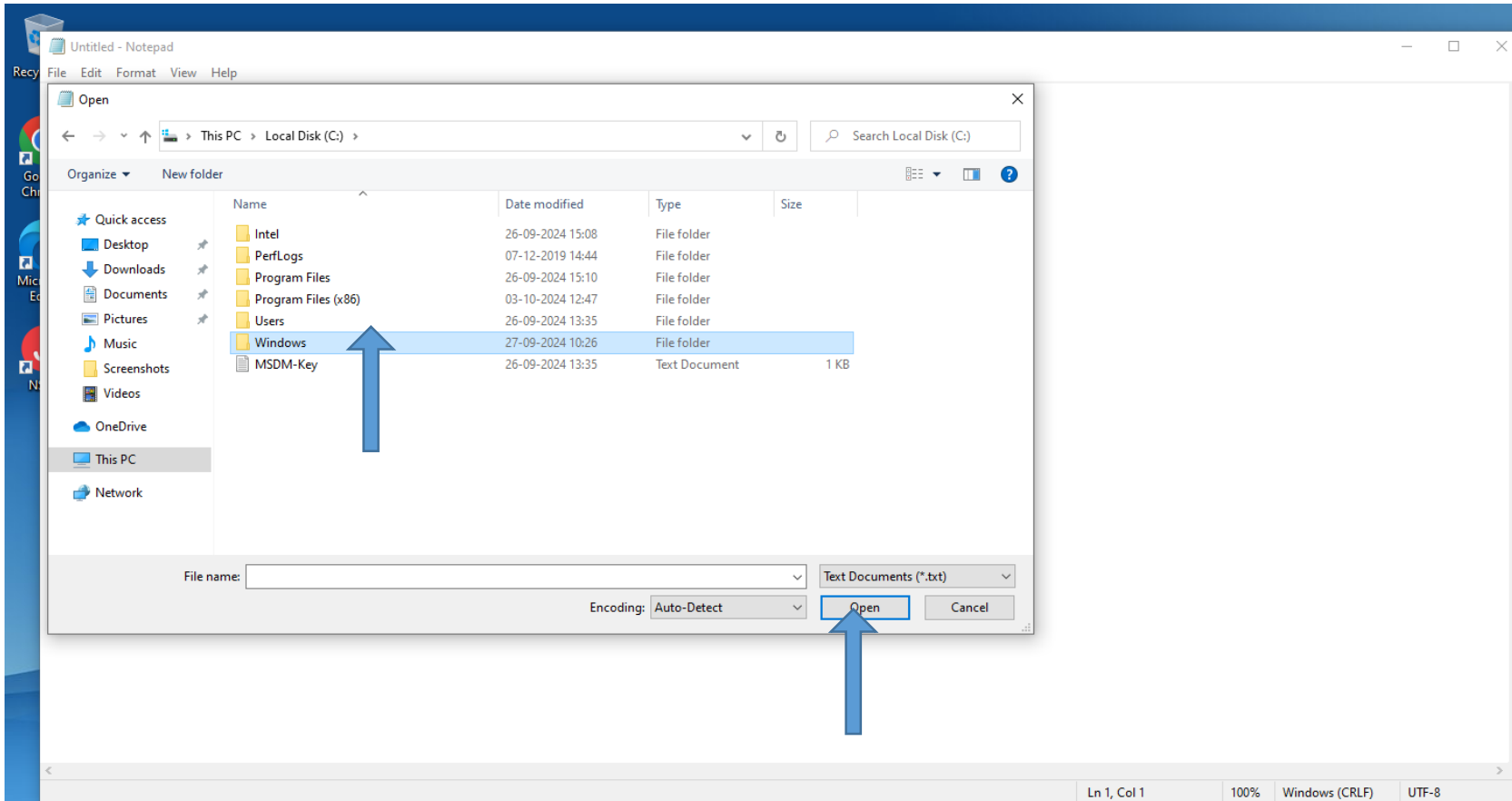
Go to file Option and click on Open Button



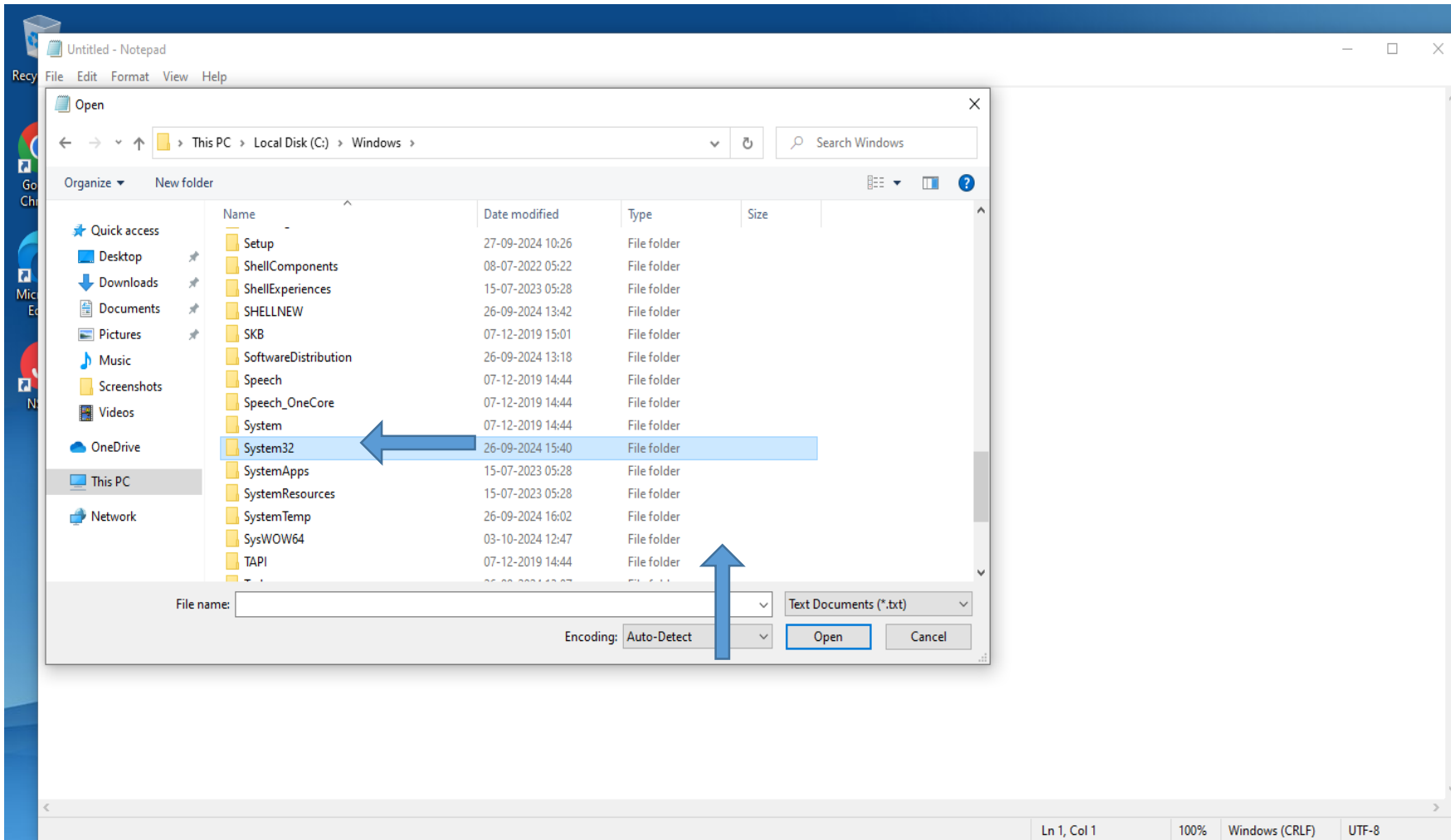
Go to C drive of your Computer



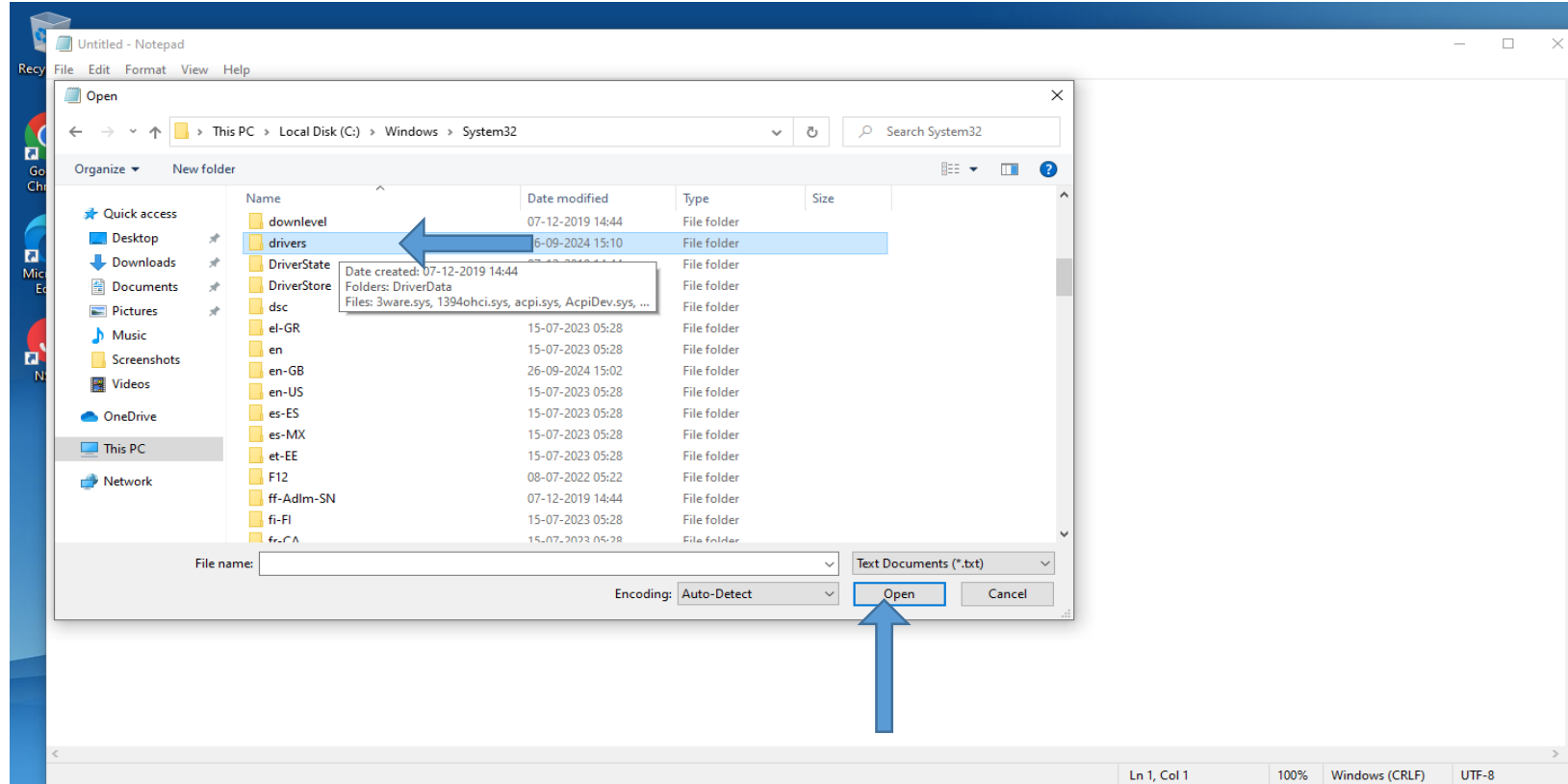
In C drive click on windows folder



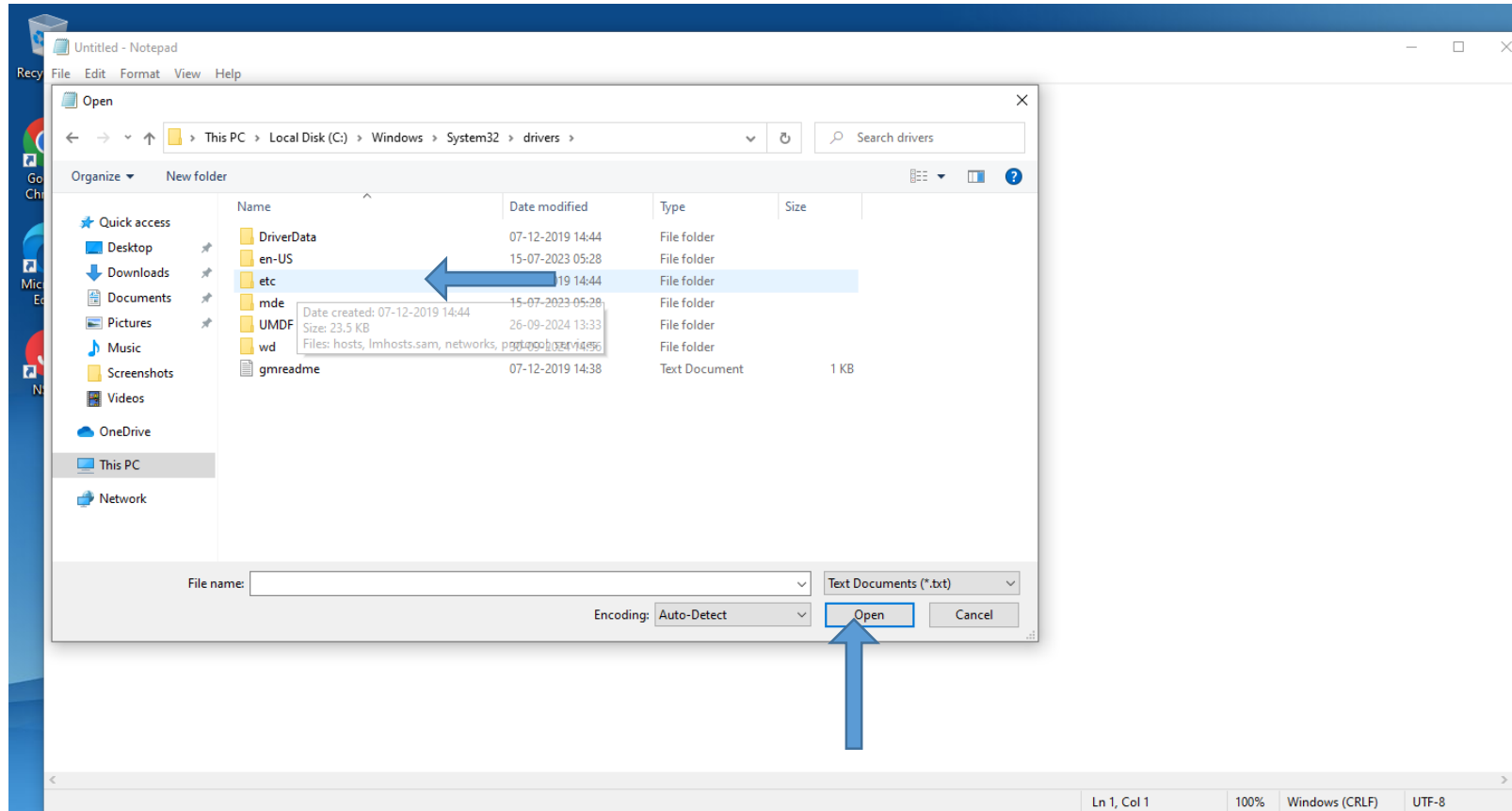
Click on system32 folder



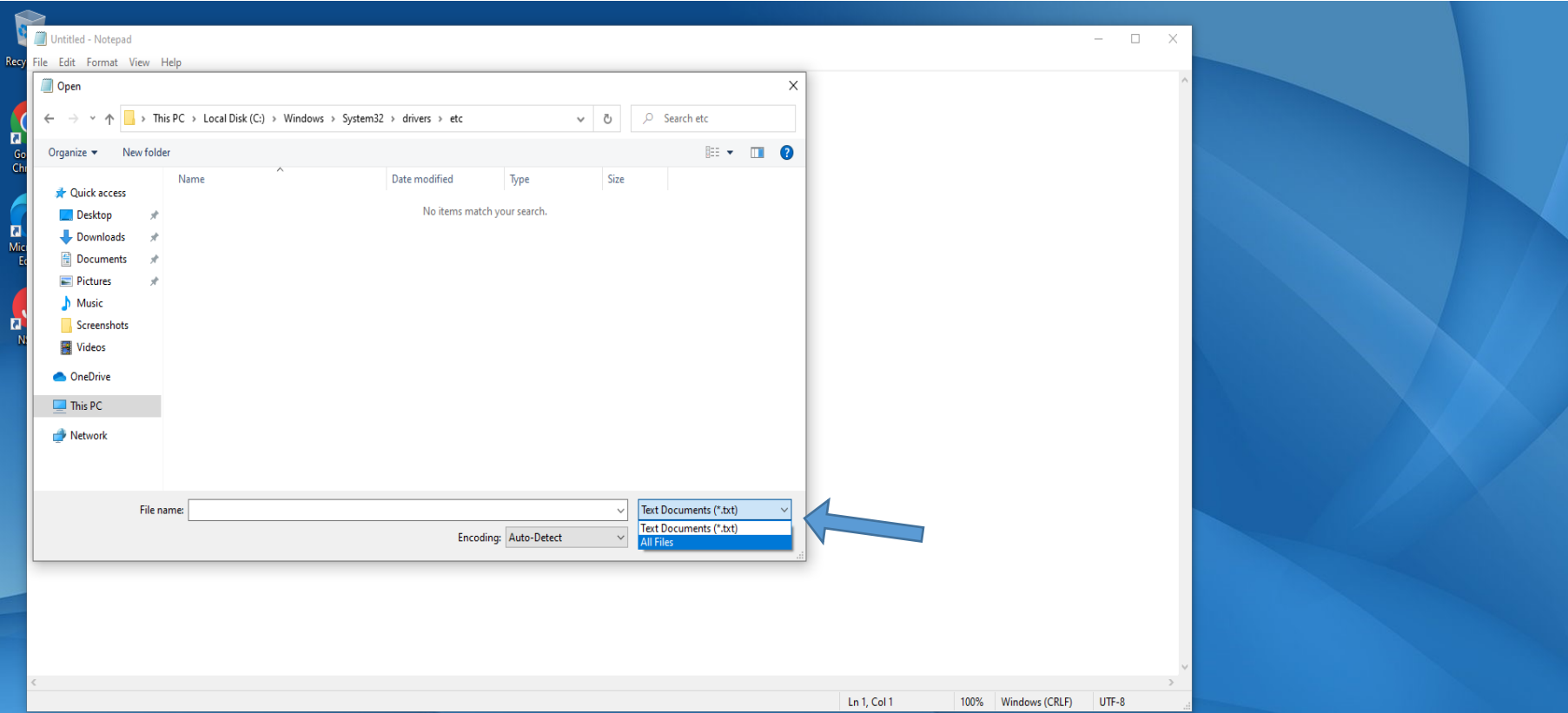
Click on drivers folder



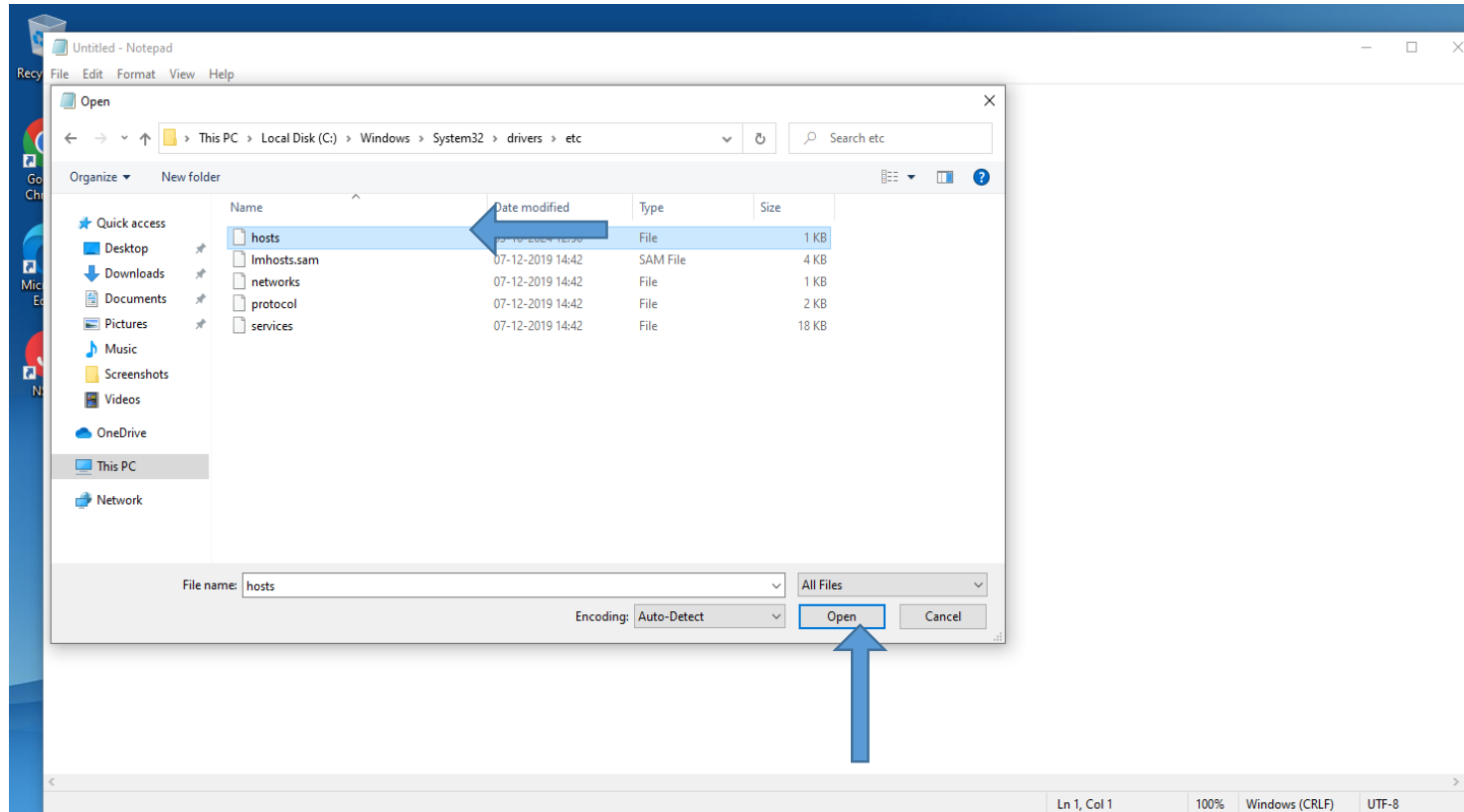
Click on etc folder



From drop down menu Select All files

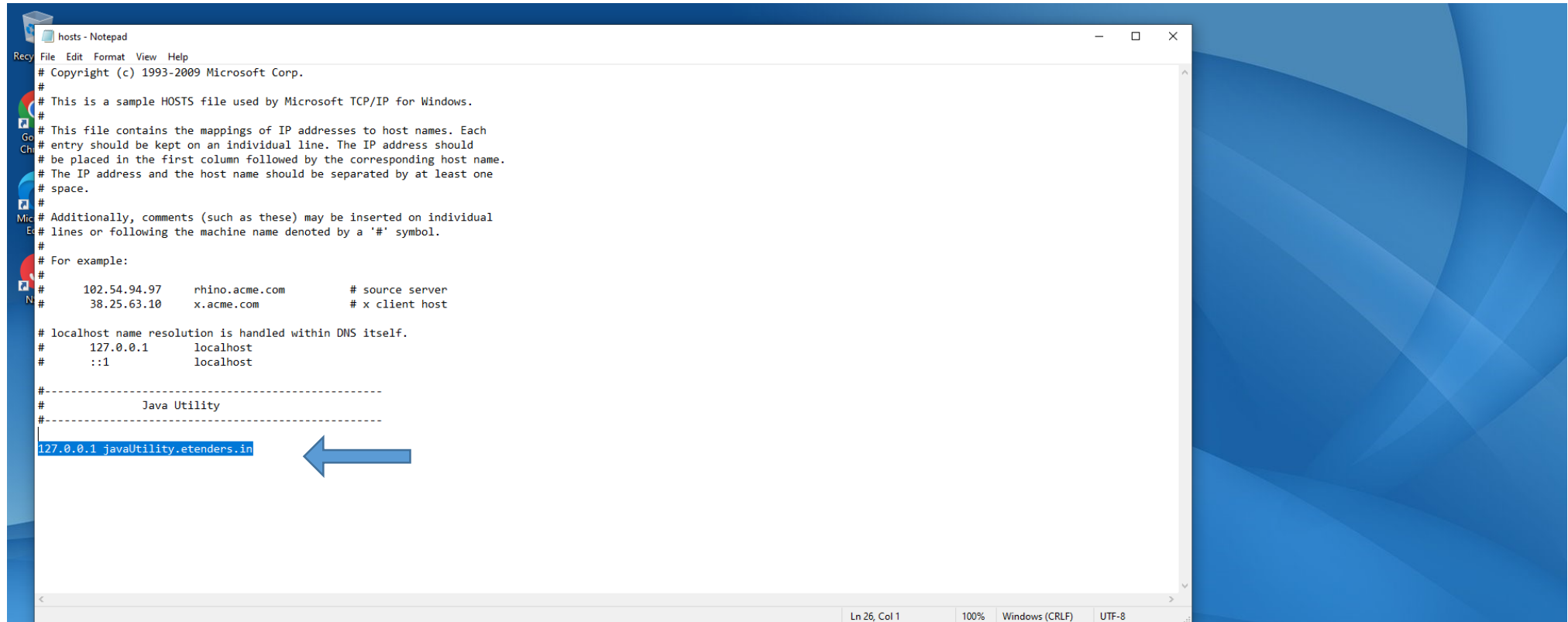


Select hosts file and click on open button



Add below host entry in host file if entry is present then do not add again

127.0.0.1 javautility.etenders.in

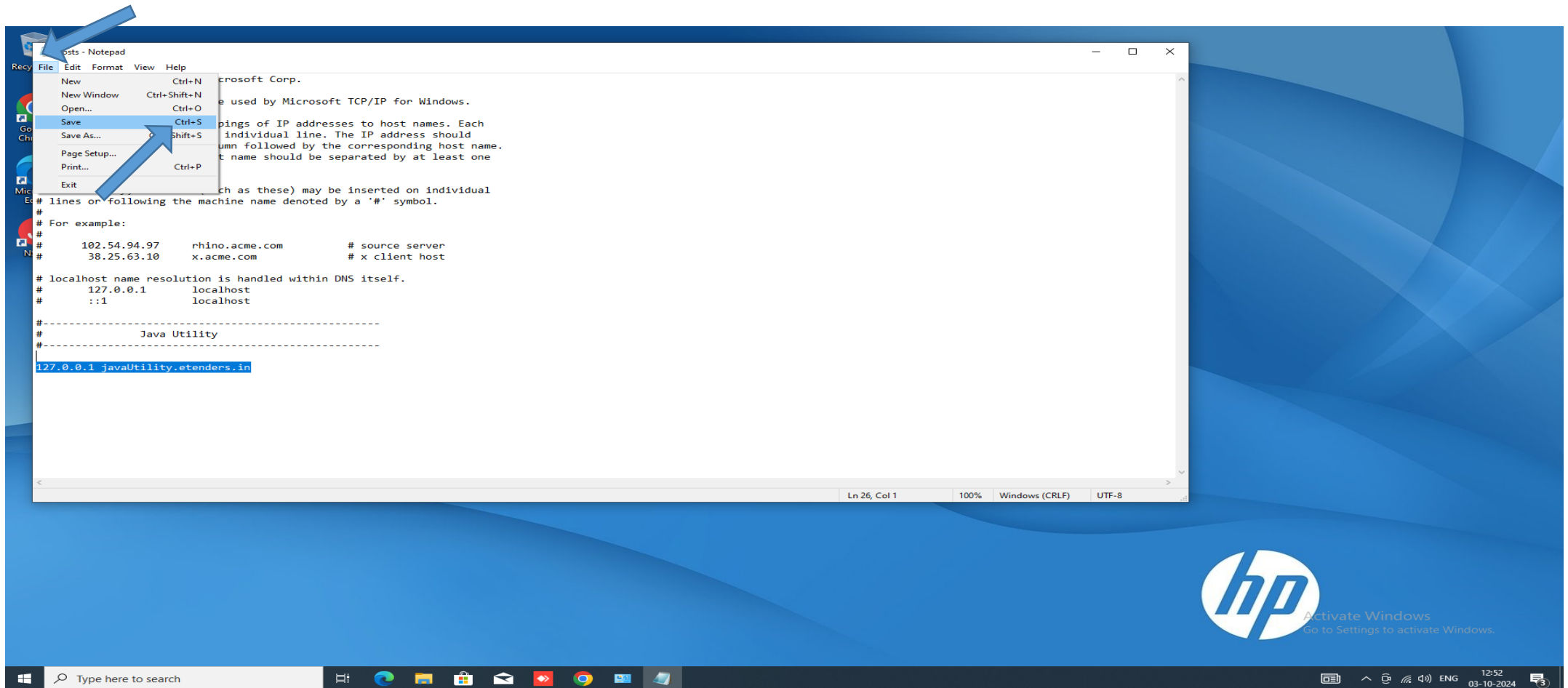


```
hosts - Notepad
File Edit Format View Help
# Copyright (c) 1993-2009 Microsoft Corp.
#
# This is a sample HOSTS file used by Microsoft TCP/IP for Windows.
#
# This file contains the mappings of IP addresses to host names. Each
# entry should be kept on an individual line. The IP address should
# be placed in the first column followed by the corresponding host name.
# The IP address and the host name should be separated by at least one
# space.
#
# Additionally, comments (such as these) may be inserted on individual
# lines or following the machine name denoted by a '#' symbol.
#
# For example:
#
#       102.54.94.97   rhino.acme.com   # source server
#       38.25.63.10   x.acme.com     # x client host

# localhost name resolution is handled within DNS itself.
#   127.0.0.1       localhost
#   ::1            localhost

#-----
#                   Java Utility
#-----
127.0.0.1 javaUtility.etenders.in
```

Click on save button or do Ctrl+S



Go to Homepage and click on Digital Certificate then click on NSUE utility Connection Link

PNB eTendering System

etender.pnb.bank.in/login

पंजाब नैशनल बैंक ...सर्वो का सर्वो ? punjab national bank ...the name you can BANK upon ?

eTendering System 08/12/2025 12:25 PM

Home About Us Digital Certificate Bidder Support Weblinks Awards Contacts E-Auction

NSUE Utility
Connect Link
FAQ

Latest Tenders

Tender No.	Tender Title	Division/Circle	Last date of Hash Submission
3497	Carrying out Furnishing, Carpentry, Electrical LAN Cabling, Air Conditioning and other miscellaneous allied works for PLP RAM SILCHAR	CO Silchar	19/12/2025
3500	ARCHITECT CONSULTANCY WORK FOR RSETI BUILDING AT HARIDWAR	Haridwar	26/12/2025
3477	Interior furnishing,electrical and air conditioning work at BO Jaisalmer (390500)	Bikaner	18/12/2025

More..

Latest RFPs/EOIs/Corrigendums/Addendums

Description

corrigendumand extension notice RFP MPLS DOMESTIC - Copy

corrigendum and extension notice BID SUBMISSION RFP MPLS FOREIGN - Copy

https://etender.pnb.bank.in/connect.html?q=1&c=javaUtility.etenders.in

User Login

User Name
User Name

Password
Password

YDRHHR

LOGIN

Forgot Password? | Vendor Registration

Tender Search

Go

Dear Bidders, [Click Here](#) to Download B

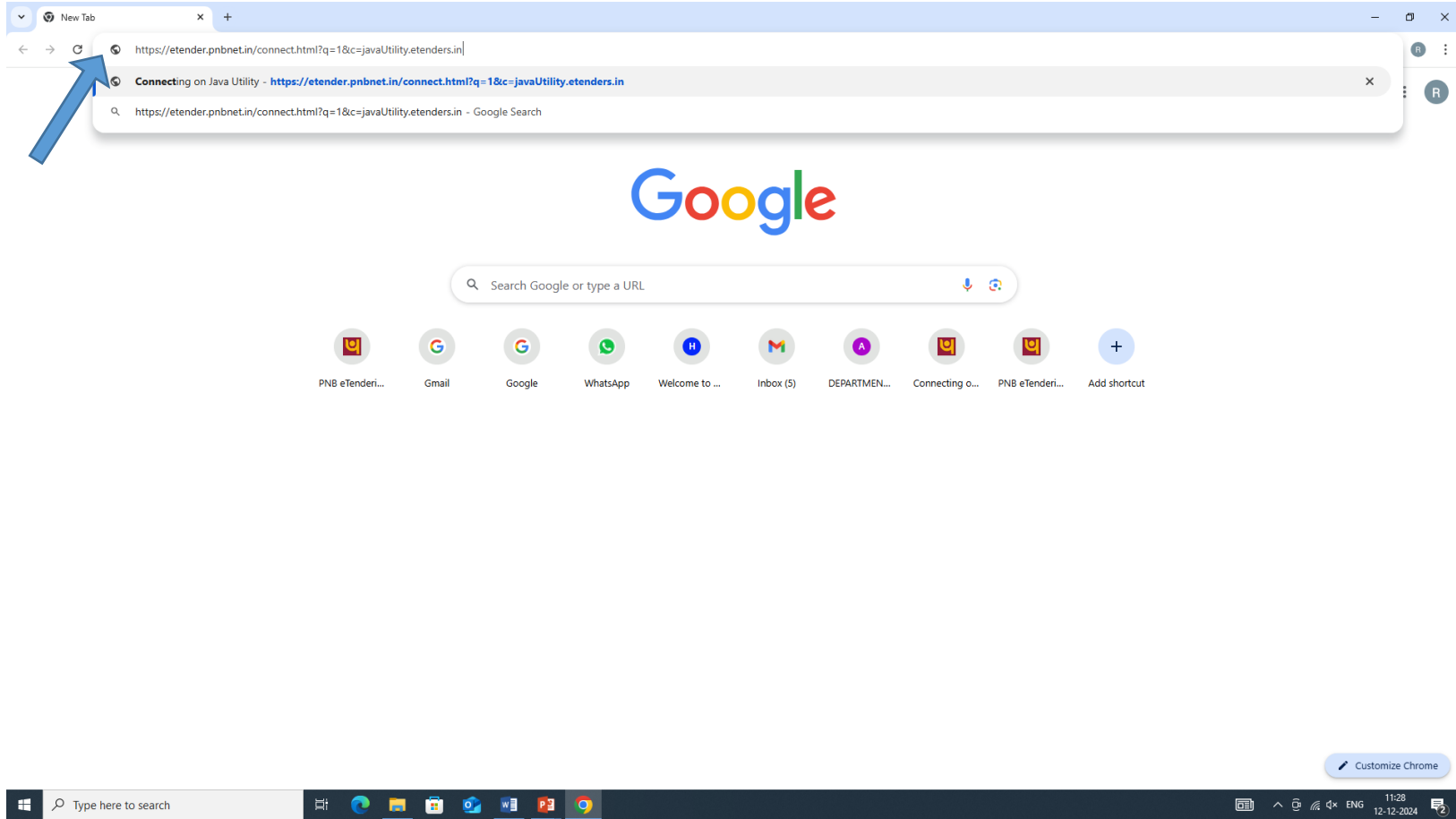
Help for Contractors

Contact Us


12:22 PM
08-Dec-25

Click on below link or copy paste in Google chrome and press Enter Button

<https://etender.pnb.bank.in/connect.html?q=1&c=javaUtility.etenders.in>



Click on Connect Again Button



Disconnected

Connect again


Please wait for few seconds. This page will automatically connect to NSEU.exe (Java Utility) and redirect to home page
You can press [Force Connect](#) or [Connect again](#) button if Java Utility is started successfully.
It is also re-commanded to restart Web browser



Activate Windows
Go to Settings to activate Windows.



Click on Advance button



Your connection is not private

Attackers might be trying to steal your information from **javautility.etenders.in** (for example, passwords, messages, or credit cards). [Learn more about this warning](#)

NET:ERR_CERT_DATE_INVALID

💡 [Turn on enhanced protection](#) to get Chrome's highest level of security.

Advanced

Back to safety




Click on proceed to javautility.etenders.in link



Your connection is not private

Attackers might be trying to steal your information from **javautility.etenders.in** (for example, passwords, messages, or credit cards). [Learn more about this warning](#)

NET::ERR_CERT_DATE_INVALID

 [Turn on enhanced protection](#) to get Chrome's highest level of security

[Hide advanced](#)

[Back to safety](#)

This server could not prove that it is **javautility.etenders.in**; its security certificate expired 1,698 days ago. This may be caused by a misconfiguration or an attacker intercepting your connection. Your computer's clock is currently set to Thursday, October 3, 2024. Does that look right? If not, you should correct your system's clock and then refresh this page.

[Proceed to javautility.etenders.in \(unsafe\)](#)



Click on Go next button



Java Utility verified successfully

Go Next...



Login with your username and password

PNB eTendering System

etender.pnbnet.in/login

पंजाब नैशुनल बैंक punjab national bank

eTendering System 12/12/2024 11:31 AM

Home About Us Digital Certificate Bidder Support Weblinks Awards Contacts E-Auction

User Login

User Name
Demo6584522

Password
.....

MVFLEIE
MVFLIE

LOGIN

Forgot Password? | Vendor Registration

Tender Search

Go

More...
re to Download Bidder Help Manual

Latest RFPs/EOIs/Corrigendums/Addendums

Description
Tender Notice in Hindi-RFP for Procurement of Exadata, T8-2 Solaris Servers and Zettabyte File System (ZFS) storage
Tender Notice in English-RFP for Procurement of Exadata, T8-2 Solaris Servers and Zettabyte File System (ZFS) storage
RFP for Procurement of Exadata, T8-2 Solaris Servers and Zettabyte File System (ZFS) storage
निविदा सूचना 10.12.2024
Tender Notice in English 10.12.2024
GeM Document -RFP for Procurement of Colocation Service for DRS Expansion GeM Bid No GEM2024B5685572

First | Next

Help for Contractors

Contact Us

FAQ's

Feedback

Copyright © 2021 PNB eTendering System

Powered by NexProcure

Click on Prerequisite Button to check JNLP (NSEU)Utility connection

The screenshot displays the Punjab National Bank user dashboard. The browser address bar shows the URL `etender.pnbnet.in/NexProcure.jsp#userdashboard`. The page header includes the bank logo, navigation tabs for Dashboard, Documents, and My Briefcase, and a user profile for Sukhpreet kaur. The main content area is divided into four sections: MY INFORMATION, MY PENDING TASKS, LATEST DOCUMENTS, and MY ALERTS/INVITATIONS. In the MY INFORMATION section, a list of links includes My Registration Details, Digital Certificate Details, Prerequisite (highlighted with a blue arrow), Last logged in details, and Refresh. The MY PENDING TASKS and LATEST DOCUMENTS sections both display the message "You don't have any Task(s) to perform.". The MY ALERTS/INVITATIONS section shows a table with columns for Messages and Published Date, and a message "You don't have any Alert(s) to look on..".

Punjab National Bank NP.13.319.22 12/12/2024 11:33 AM Sukhpreet kaur

Dashboard Documents My Briefcase Manage

MY INFORMATION

Sukhpreet kaur
Not Available.
Sukhpreet@pnb.co.in
English
Logged In As : ITD_post_creator : ITD

- My Registration Details
- Digital Certificate Details
- Prerequisite**
- Last logged in details
- Refresh

MY PENDING TASKS

You don't have any Task(s) to perform.

LATEST DOCUMENTS

You don't have any Task(s) to perform.

MY ALERTS MY INVITATIONS

Un-Read Read

Messages	Published Date
You don't have any Alert(s) to look on..	

JNLP Utility is green its means utility is connected Successfully.

The screenshot shows a web browser window with the Punjab National Bank logo and user information. The main content area is divided into sections: 'MY INFORMATION', 'MY PENDING TASKS', and 'LATEST DOCUMENTS'. A modal window titled 'Pre-requisites' is open, displaying a list of system requirements. The 'JNLP Utility' entry is highlighted with a green checkmark, indicating it is successfully connected. Two blue arrows point to the 'JNLP Utility' row and the 'CLOSE' button.

MY INFORMATION

Sukhpreet kaur
Not Available.
Sukhpreet@pnb.co.in
English

Logged In As : ITD_post_creator : ITD

MY PENDING TASKS

You don't have any Task(s) to perform.

LATEST DOCUMENTS

You don't have any Task(s) to perform.

Pre-requisites

Below is the list of pre-requisites required for the application

Operating system:	Windows 10	
Java Verified:	Yes	✓
Java Version:	1.8.0_421	✓
Browser	Chrome (131.0.0.0)	✓
JNLP Utility	Connected	✓

CLOSE

Messages Published Date

Click on Digital Certificate Details to Add Signing And Encryption Certificate.

The screenshot displays the Punjab National Bank user dashboard. The browser address bar shows the URL: `etender.pnbnet.in/NexProcure.jsp#userdashboard`. The page header includes the bank logo, navigation links for Dashboard, Documents, and My Briefcase, and a user profile for Sukhpreet kaur. The main content area is divided into four sections: MY INFORMATION, MY PENDING TASKS, LATEST DOCUMENTS, and MY ALERTS/INVITATIONS. In the MY INFORMATION section, a blue arrow points to the 'Digital Certificate Details' link in the user profile menu. The MY PENDING TASKS and LATEST DOCUMENTS sections both display the message 'You don't have any Task(s) to perform.'. The MY ALERTS/INVITATIONS section shows 'Un-Read' and 'Read' filters, with a table header for 'Messages' and 'Published Date', and the message 'You don't have any Alert(s) to look on..'

Click On ADD button to Add Signing And Encryption Certificate.

Punjab National Bank

NP.13.319.22 12/12/2024 11:35 AM Sukhpreet kaur

Dashboard Documents My Briefcase

Certificate Details

Search by Ref.No,Name,Company Name,Organization Name **SEARCH** **CLEAR** **SHOW ALL**

Certificate Name	For Type	Expiry Date	Active	Default	Test	Details
No Certificates						

*Certificates Expiry date marked in Red are expired

ADD **REMOVE** **DEFAULT** **VERIFY JAVA** **HELP**

For Further bidding in tender Please Download Bidder Manual from homepage.

The screenshot shows the PNB eTendering System homepage. The browser address bar displays 'etender.pnbnet.in/login'. The page header includes the PNB logo and 'eTendering System' with the date '12/12/2024 11:36 AM'. The navigation menu contains 'Home', 'About Us', 'Digital Certificate', 'Bidder Support', 'Weblinks', 'Awards', 'Contacts', and 'E-Auction'. The 'Bidder Support' dropdown menu is open, showing options: 'Java Setup For Digital Certificate', 'NSEU Utility For Digital Certificate', 'Mozilla Firefox Setup', 'Bidder Manual', 'Pre-Requste', and 'Vendor Registration'. A blue arrow points to the 'Bidder Manual' option. Below the menu is a 'Latest Tenders' table with columns for Tender No., Tender Title, and Last date of Hash Submission. One tender is listed: '2796 FLORAL ARRANGEMENT SERVICE AT HEAD GAD 24/12/2024'. Below the table is a section for 'Latest RFPs/EOIs/Corrigendums/Addendums' with a description: 'GeM-RFP for Onboarding of Vendor for Infra procurement and SI for Generative AI implementation'. On the right side, there is a 'User Login' section with fields for 'User Name' and 'Password', a 'LOGIN' button, and links for 'Forgot Password?' and 'Vendor Registration'. Below that is a 'Tender Search' section with a search box and a 'Go' button. At the bottom right, there are buttons for 'Help for Contractors', 'Contact Us', 'FAQ's', and 'Feedback'. The footer contains 'Copyright © 2021 PNB eTendering System' and 'Powered by NexProcure'.

https://etender.pnbnet.in/files/pnb/misc/Bidder Manual.pdf

Thankyou